



TOOLBOX SAFETY TRAINING

Company _____ Location _____ Date _____

Vol 16 - No 15 PROPER HOLE COVERS

In construction, it is inevitable for a multi-story building to have several floor penetrations or holes. They are made for various utilities ranging from electrical work to air conditioning. OSHA states that a hole is a void or gap that is 2 inches or more in the smallest dimension and must be properly covered. The problem is when the holes are made, they are not always covered correctly.

In Picture 1 it is apparent that the two holes are covered inadequately (pallets or boards) while others are not covered at all. Consider the fact that even if your company did not create the unprotected hole hazard, you or your co-workers can get injured just as well. Holes should be properly covered and should be marked as "cover" or "hole" as a warning for workers in the area. Also, if OSHA were to perform a job site inspection and notices employees exposed to the hazard, the company will most likely receive a fine. Remember to cover up and be protected!



1926.502(i)(2)

All covers shall be capable of supporting, without failure, at least twice the weight of the employees, equipment and materials that may be imposed on the cover at any one time.

1926.502(i)(3)

All covers shall be secured when installed so as to prevent accidental displacement by the wind, equipment or employees.

1926.502(i)(4)

All covers shall be color coded or they shall be marked with the word "HOLE" or "COVER" to provide a warning of the hazard.


TOOLBOX SAFETY TRAINING

Company _____ Location _____ Date _____


Vol 16 - No 15 PROPER HOLE COVERS

In construction, it is inevitable for a multi-story building to have several floor penetrations or holes. They are made for various utilities ranging from electrical work to air conditioning. OSHA states that a hole is a void or gap that is 2 inches or more in the smallest dimension and must be properly covered. The problem is when the holes are made, they are not always covered correctly.

In Picture 1 it is apparent that the two holes are covered inadequately (pallets or boards) while others are not covered at all. Consider the fact that even if your company did not create the unprotected hole hazard, you or your co-workers can get injured just as well. Holes should be properly covered and should be marked as "cover" or "hole" as a warning for workers in the area. Also, if OSHA were to perform a job site inspection and notices employees exposed to the hazard, the company will most likely receive a fine. Remember to cover up and be protected!



INCORRECT:
Holes not properly covered



CORRECT:
Hole correctly covered and marked

1926.502(i)(2)

All covers shall be capable of supporting, without failure, at least twice the weight of the employees, equipment and materials that may be imposed on the cover at any one time.

1926.502(i)(3)

All covers shall be secured when installed so as to prevent accidental displacement by the wind, equipment or employees.

1926.502(i)(4)

All covers shall be color coded or they shall be marked with the word "HOLE" or "COVER" to provide a warning of the hazard.