

TOOLBOX SAFETY TRAINING

Company _____ Location _____ Date _____

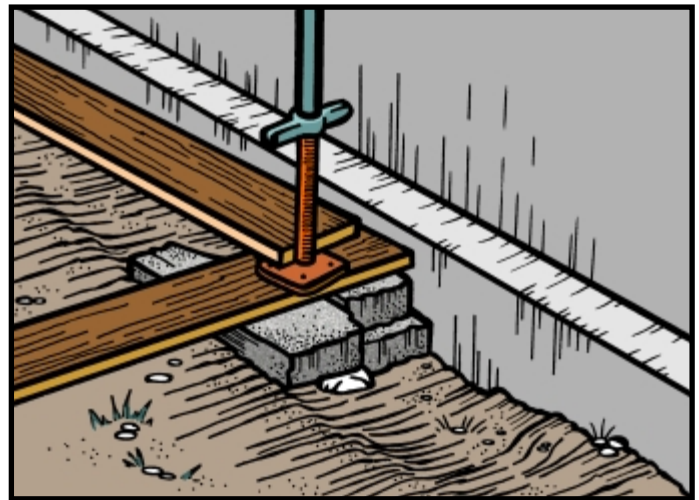

Vol 17 - No 12 SUPPORTED SCAFFOLDS

Supported scaffold are platforms supported by outrigger beams, brackets, poles, legs, uprights, posts, frames, or similar rigid support. The most common supported scaffold used in the construction world today is your typical “A” frame scaffold. This is a safe scaffold if used correctly under the manufacturer’s specifications and in compliance with OSHA regulations. Remember that a qualified person must be on site when erecting and disassembling any type of scaffold.

A masonry contractor was erecting an “A” frame scaffold around a small shopping center only 24' high; this is equivalent to 3 scaffold frames. The ground had been dug up by the plumbers, making the base of the scaffold uneven. The scaffold erectors decided to back fill the holes with big boulders to try and even out the base. The erectors placed their mudsills on top of the boulders and screw jacks on top of that thinking it would be a solid and firm foundation. That same night it rained and made the ground even less stable, the erectors showed up that morning and found their scaffold on the ground. This could have easily been prevented if the erectors had filled the holes with compacted dirt making it a solid foundation.

1926.451(c) (2)-Supported scaffold poles, legs, posts, frames, and uprights shall bear on base plates and mud sills or other adequate firm foundation.

- (i)Footings shall be level, sound, rigid, and capable of supporting the loaded scaffold without settling or displacement.
- (ii)Unstable objects shall not be used to support scaffolds or platform units.



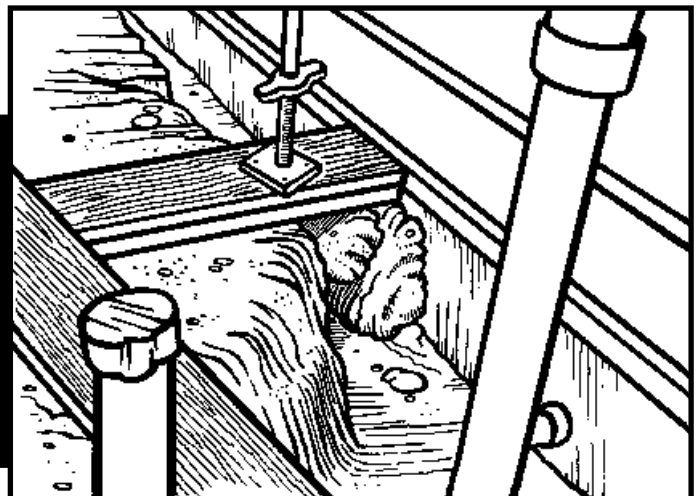


TOOLBOX SAFETY TRAINING

Company _____ Location _____ Date _____

Vol 17 - No 12 SUPPORTED SCAFFOLDS

Supported scaffold are platforms supported by outrigger beams, brackets, poles, legs, uprights, posts, frames, or similar rigid support. The most common supported scaffold used in the construction world today is your typical “A” frame scaffold. This is a safe scaffold if used correctly under the manufacturer’s specifications and in compliance with OSHA regulations. Remember that a qualified person must be on site when erecting and disassembling any type of scaffold.

A masonry contractor was erecting an “A” frame scaffold around a small shopping center only 24' high; this is equivalent to 3 scaffold frames. The ground had been dug up by the plumbers, making the base of the scaffold uneven. The scaffold erectors decided to back fill the holes with big boulders to try and even out the base. The erectors placed their mudsills on top of the boulders and screw jacks on top of that thinking it would be a solid and firm foundation. That same night it rained and made the ground even less stable, the erectors showed up that morning and found their scaffold on the ground. This could have easily been prevented if the erectors had filled the holes with compacted dirt making it a solid foundation.



1926.451(c) (2)-Supported scaffold poles, legs, posts, frames, and uprights shall bear on base plates and mud sills or other adequate firm foundation.

(i)Footings shall be level, sound, rigid, and capable of supporting the loaded scaffold without settling or displacement.

(ii)Unstable objects shall not be used to support scaffolds or platform units.